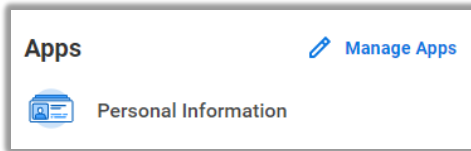


How to Retrieve your Employee ID aka Workday Worker ID Step-by-Step Instructions

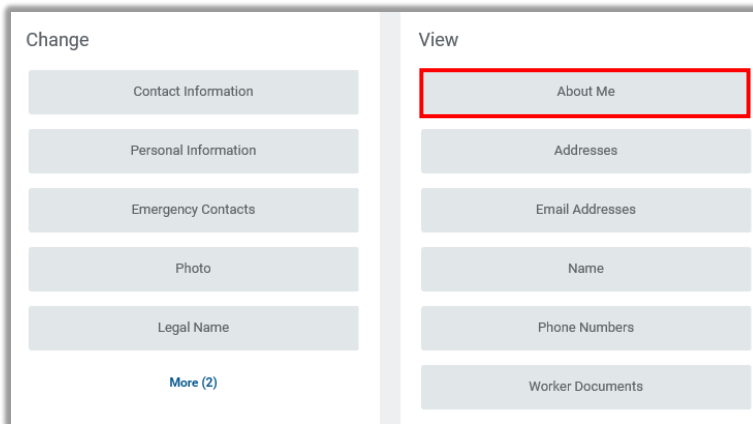
1. From your intranet browser, enter link: <https://www.myworkday.com/ngc/login.html>
2. From the Workday Welcome page, click on the menu at the top left of the page to view the Apps.



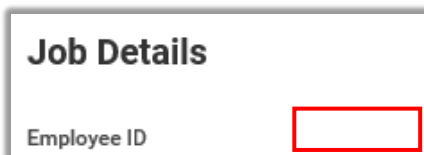
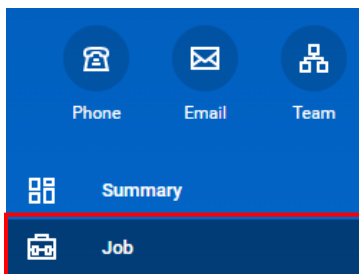
3. Select [Personal Information](#).



4. From the Personal Information menu, select [About Me](#)



5. Under [Job](#), your Employee ID aka Worker ID is listed.



If you have questions or need assistance, please contact Volunteer1NG@ngc.com